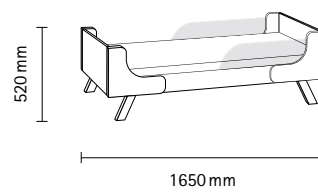
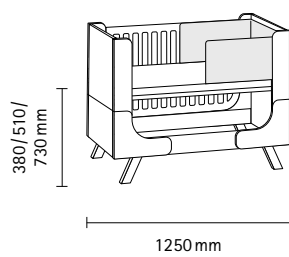
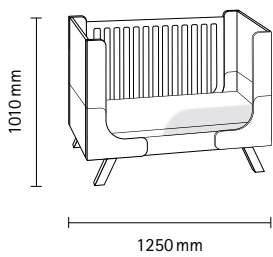


# Famille Garage

## Children's bed

Designer: Alexander Seifried, 2015

A bed that grows with children. The mattress and slatted frame can be attached at different heights, the grid, headboard and footboard can be easily dismantled and thus the cot becomes a children's bed with side protection panels, and which can be effortlessly extended from 120 cm to 160 cm.



### Cot

Multiplex with spruce/fir veneer, clear lacquered with white content and MDF white lacquered RAL 9010

Bedframe thickness 20 mm

incl. Slatted frame

750 x 1250/1650 x 520/1010

Slatted frame height variable:

380/510/730 mm

- Spruce / fir
- MDF white
- light pink RAL 3015
- ice green NCS S 1040-B90G

### Cot

Polyfoam mattress  
700 x 1200 x 80

Cold-foam mattress  
700 x 1200 x 80

Cot Bumper 700 x 500 x 500  
Livento ecru

Guard rails, green/pink  
750 x 150 x 20

Extension set from 1200 mm to 1600 mm  
Sides and slatted frame

•

•

•

•

(Pair, 1 piece per color)

•

### Bed low

Multiplex with spruce/fir veneer, clear lacquered with white content and MDF white lacquered RAL 9010

Bedframe thickness 20 mm

incl. Slatted frame

750 x 1650 x 520

- Spruce / fir
- MDF white

### Bed

Cold-foam mattress  
700 x 1600 x 100

### Set price cot / bed

incl. cold-foam mattress, bumper, guard rails and extension set

•

•

•

### Please Note:

Mattresses have washable quilted cover, 100% polyester

# Famille Garage

## Children's bed

Designer: Alexander Seifried, 2015



Cot 1200 with mattress and Cot Bumper



Cot 1200 with mattress and guard rails



Cot 1200 (without grille/side panels)  
with mattress and guard rails



Bed low 1600 (without grille/side panels)  
with mattress, guard rails and Extension set  
Bed 1600 with mattress and guard rails